



Networking app sponsor



EXHIBITION & CONFERENCE  
SINGAPORE EXPO | SINGAPORE | 5-8 SEPTEMBER 2023

# Gastech Singapore 2023

Shaping the future of energy

The Gastech Network Visitor & Delegate User Guide

[gastechevent.com](https://gastechevent.com) @gastechevent #Gastech [in](#) [ig](#) [f](#) [t](#)

Co-Hosts



Partner Sponsors



Gold Sponsors



Held in



Supported by



Hosted by



Official Broadcast Partner



Organised by



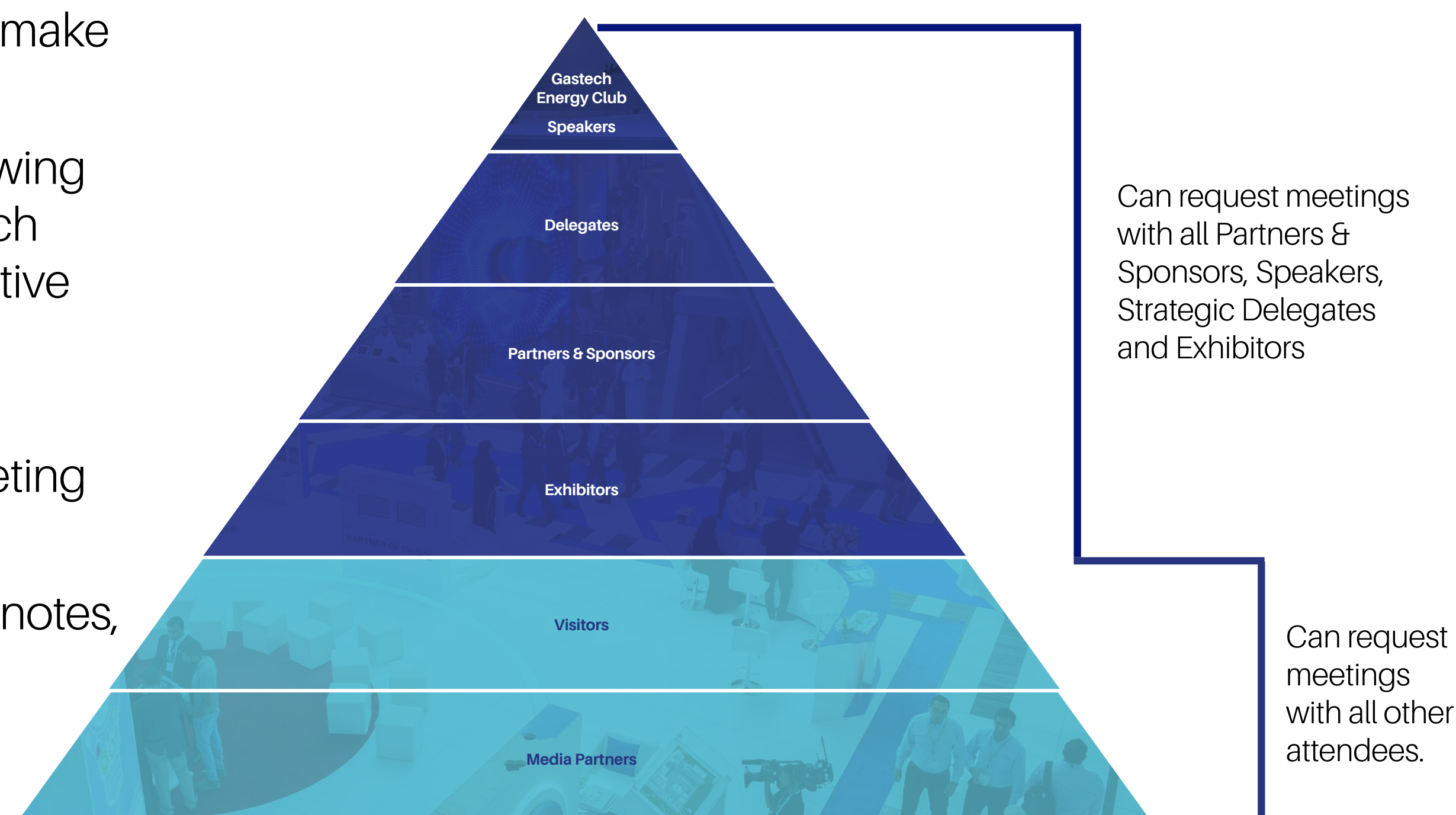
# NETWORKING

The dedicated high-profile networking programme enables Partners, Sponsors, Exhibitors, Speakers, Delegates, Attendees and Media Partners to search, connect and meet with new and existing business contacts on-site at Gastech.

As part of creating your profile, a series of questions will be asked to understand your business interests, and AI will make recommendations to you.

- The system is user-friendly, allowing a focused and targeted approach to meeting high-profile prospective partners.
- You will be sent email and push notifications to ensure your meeting takes place on time.
- You can share documents, add notes, ratings, tags and export leads.

## Permission Structure



## CONTENTS

- Logging in
- Editing your personal profile
- Navigating the platform
- Networking
- How to make a connection request
- Contact us


## ACCESS TO THE MOBILE APPLICATION

- To access the application, you must register as an visitor, media or delegate via the website. For delegates, you'll only gain access once full payment is made. For Media, you'll only gain access once your media registration is approved.
- Once registered, please log back into the app after 30 minutes and enter the same email address used when registering

## LOG IN / EMAIL

Your account is automatically pre-created when your registration is complete. You will receive an e-mail with a **button** redirecting you to a log in page.


The new window will then suggest that you create a password for your personal profile/account.




If you didn't receive an e-mail, please check your spam folder or contact us at [app@gastechevent.com](mailto:app@gastechevent.com)

## LOG IN DIRECTLY TO THE PLATFORM WITH YOUR ACCOUNT

Enter the email you used to register for the event. If your address is not recognised, please contact us at [app@gastechevent.com](mailto:app@gastechevent.com)



## HOW TO EDIT YOUR PERSONAL PROFILE (1/2)



On the bottom right corner of your screen, click on **My Profile**

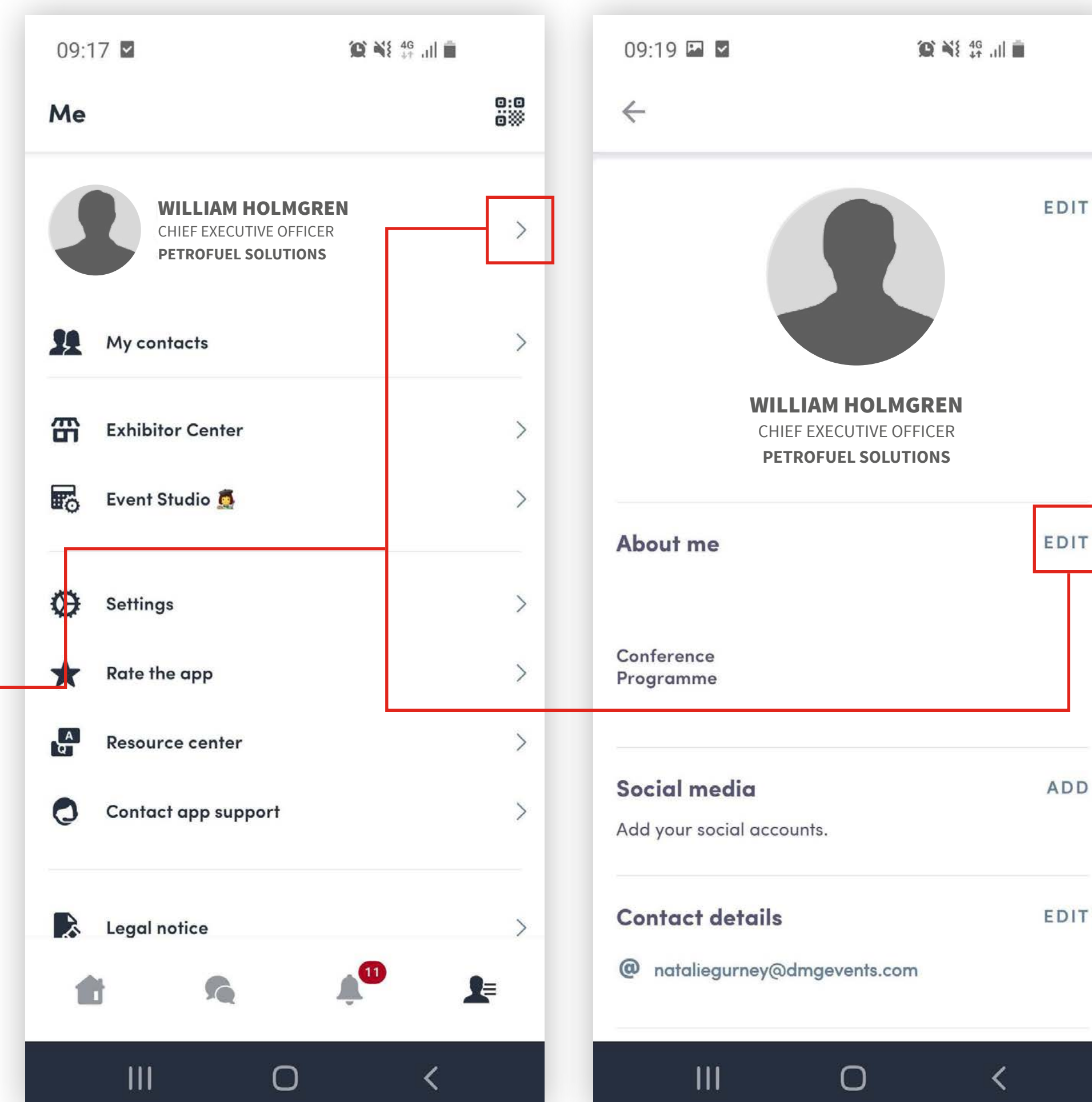
You will then be taken to your profile.

## HOW TO EDIT YOUR PERSONAL PROFILE (2/2)

To edit the information on your profile, simply click on **Edit** or **Add** depending on which type of information you want to amend.

Here is the information you can edit on your personal profile :

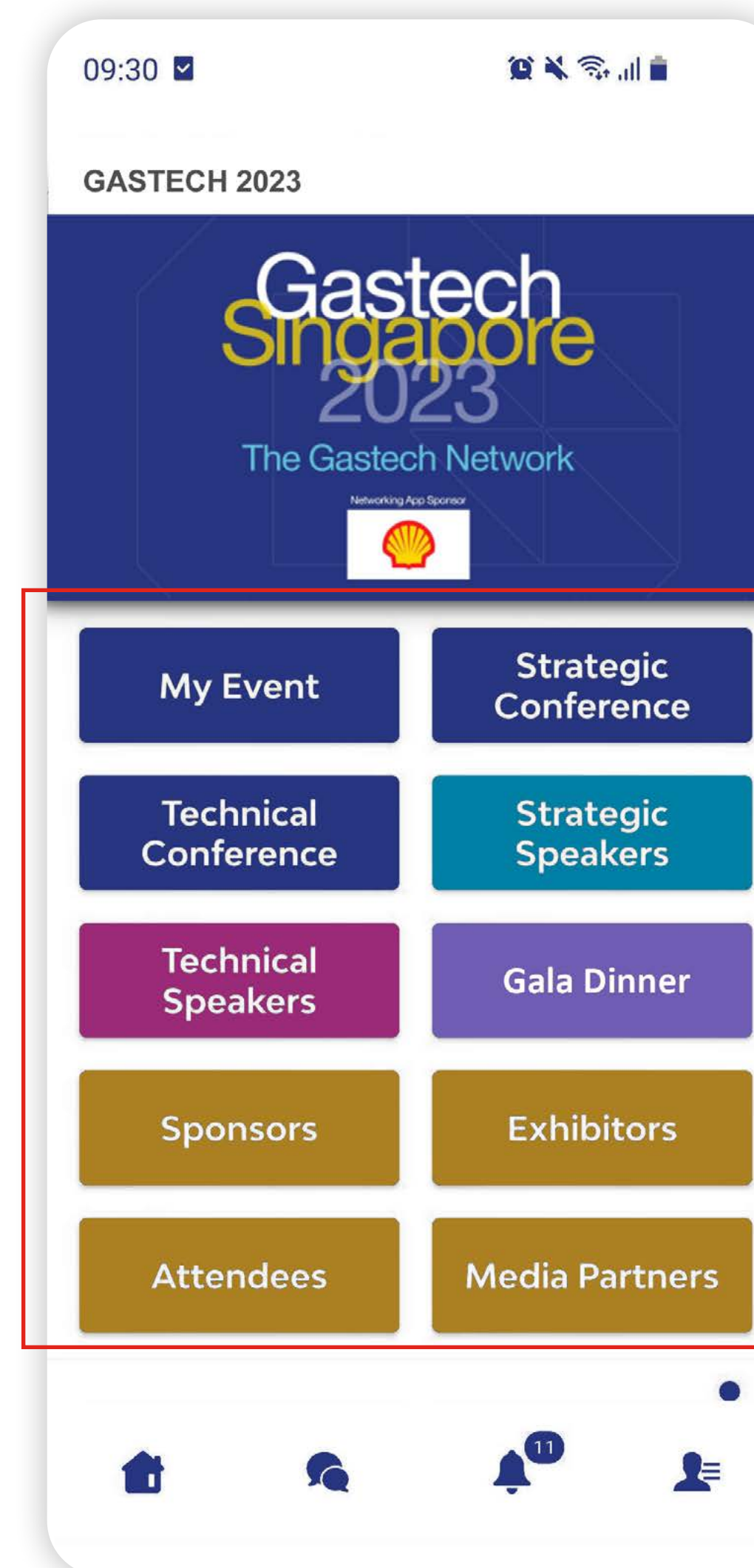
- Personal Information
- Skills
- Bio
- Social Media Accounts
- Contact Details
- Company Name




## PLATFORM NAVIGATION



This is the homepage of your event. The main navigation is the same on web and mobile. It is divided into **three parts**:



To access the different sections of the event, use the **buttons** on the home screen, once you are using the platform you can use the **navigation sub-bar**. This allows access to the different areas of the event.



Please note that Conference content can only be accessed by paying delegates. To register as a delegate please email: [delegates@gastechevent.com](mailto:delegates@gastechevent.com) or visit: <https://www.gastechevent.com/conferences/delegate-rates/>

# AGENDA, SPEAKERS, SPONSORS, EXHIBITORS AND MEDIA PARTNERS

## Gastech 2023.

The conference sessions are located in the main menu. You can filter the agenda based on the sessions you are interested in. You have the possibility to bookmark the sessions that interest you to create your personalised agenda.

By clicking on a session you can view an overview of the session as well as the speakers and companies involved. Please note that conference sessions can only be accessed by paying delegates.




## Speakers

A list of all Gastech speakers is displayed here and is searchable.

In addition to the general information available on their profile, you can also view the list of sessions they are speaking in.

## Sponsors, Exhibitors and Media Partners

You can search based on key words or filters and access a company's profile to find their contact details and connect with them.




Please note that Conference content can only be accessed by paying delegates. To register as a delegate please visit: <https://www.gastechevent.com/conferences/delegate-rates/>

## NETWORKING WITH ATTENDEES AND AI MATCHMAKING

### Find out who you can meet

1. **Sort** delegates or speakers to see the most relevant results.
2. **Click** on a participant to view their information.
3. **Connect** with qualified profiles.



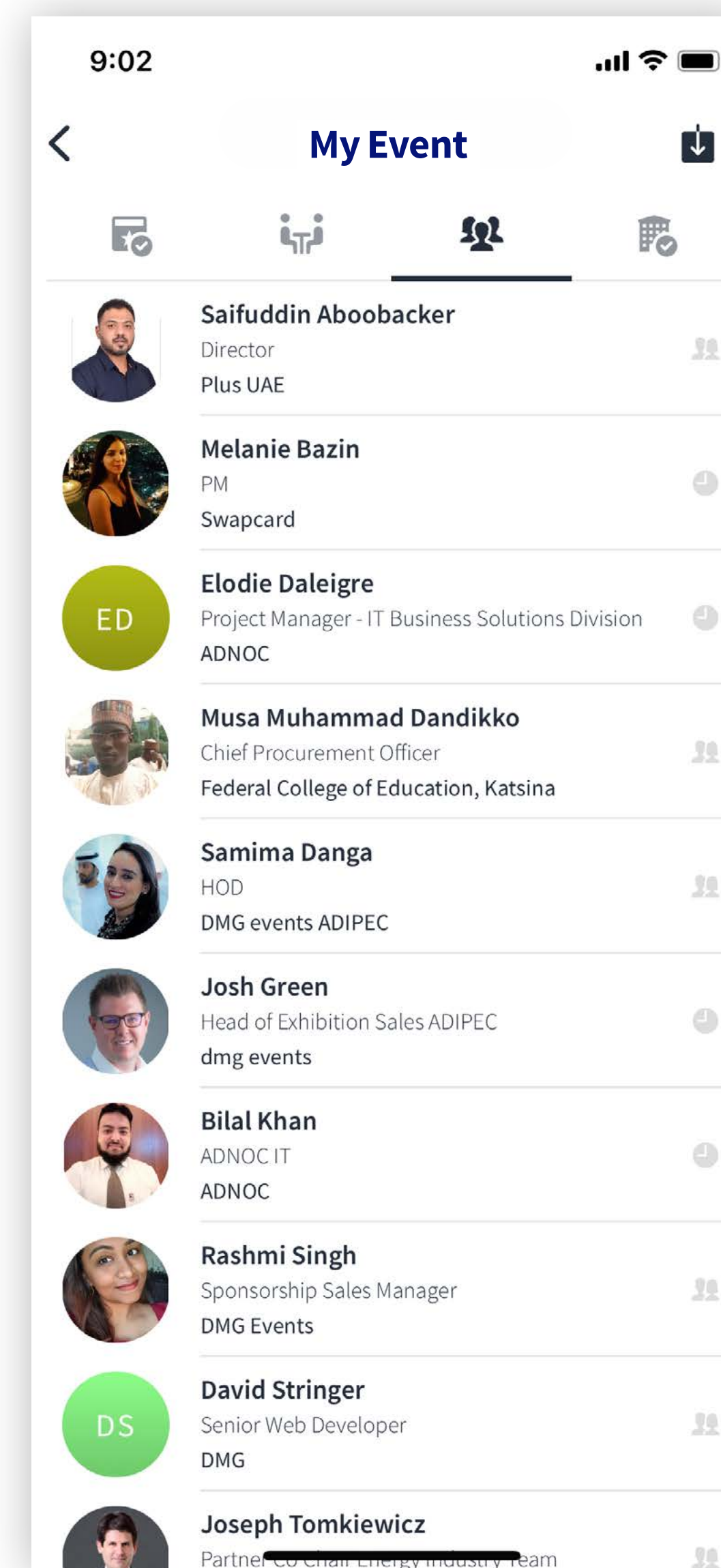
A personalised connection request (with message) will be four times more likely to succeed.

### AI and Matchmaking

1. **Fill in** your profile information.
2. **Enter** your search criteria.
3. **Add** and connect to the profiles that interest you.



The more data you enter into the platform the more efficient the matchmaking will be.



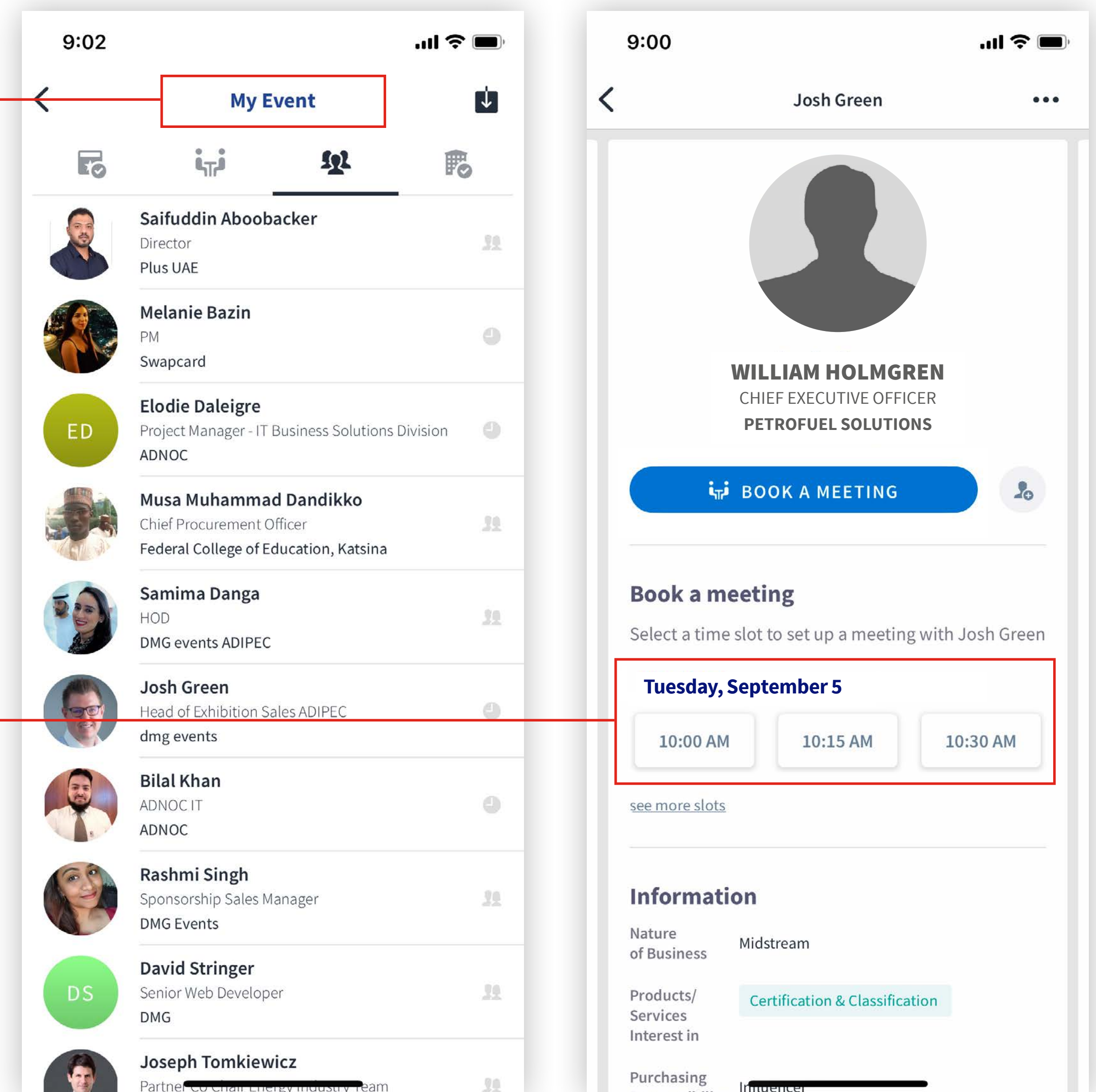
## HOW TO NETWORK

On the home page of the event, you can access the **Speakers** and **Attendee** lists and identify people of interest, based on the permission hierarchy. Do not hesitate to contact them through the platform to network and schedule meetings.

If you see time slots appearing on people's profiles, it means that the organiser has allowed you to schedule meetings based on your badge type.

Ensure to book your meetings before the event with people of your choice before all their slots are booked.

You can manage your own availability from the **My Event** section of the platform.



## HOW TO MAKE A CONNECTION REQUEST

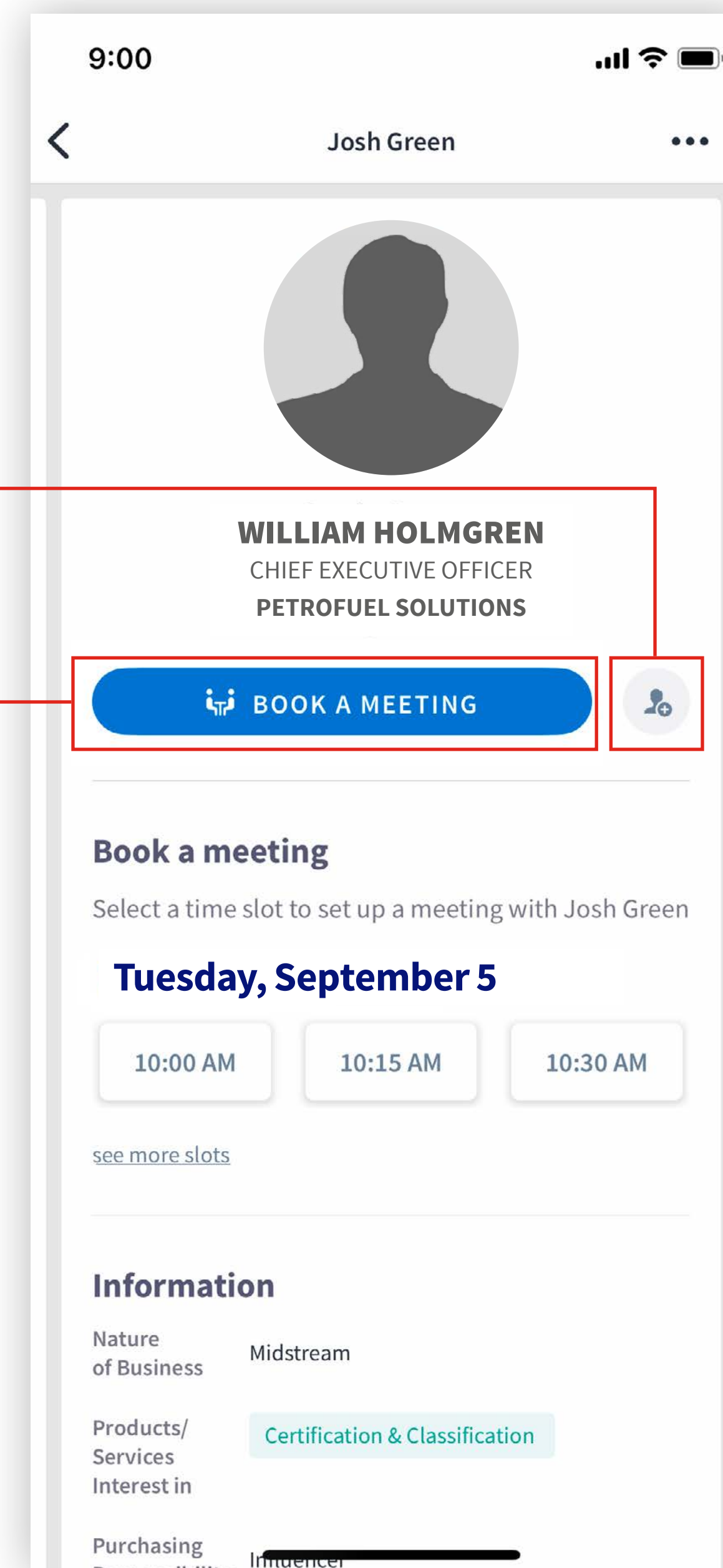
To send a connection request to an attendee, go to their profile (via any list of participants) and click on **SEND CONNECTION REQUEST**.

**Tip: We encourage you to write a message before sending your connection request to introduce yourself and explain the reason for the connection.**

You will be able to find all the people you have been in contact with during the event in the **My Event** button, **My Networking** tab.

## HOW TO REQUEST A MEETING

- Step 1:** Go to a person's profile by going to the list of Delegates, Speakers, Exhibitors or a Sponsor's profile.
- Step 2:** Click on one of the proposed meeting slots. If you want to see other slots, click "**see more slots**."
- Step 3:** After selecting a slot and the location, write a message to the person you want to meet. Once done, click send meeting request.
- Step 4:** In "**My Event**", you can view your appointments, cancel them and manage your availability.



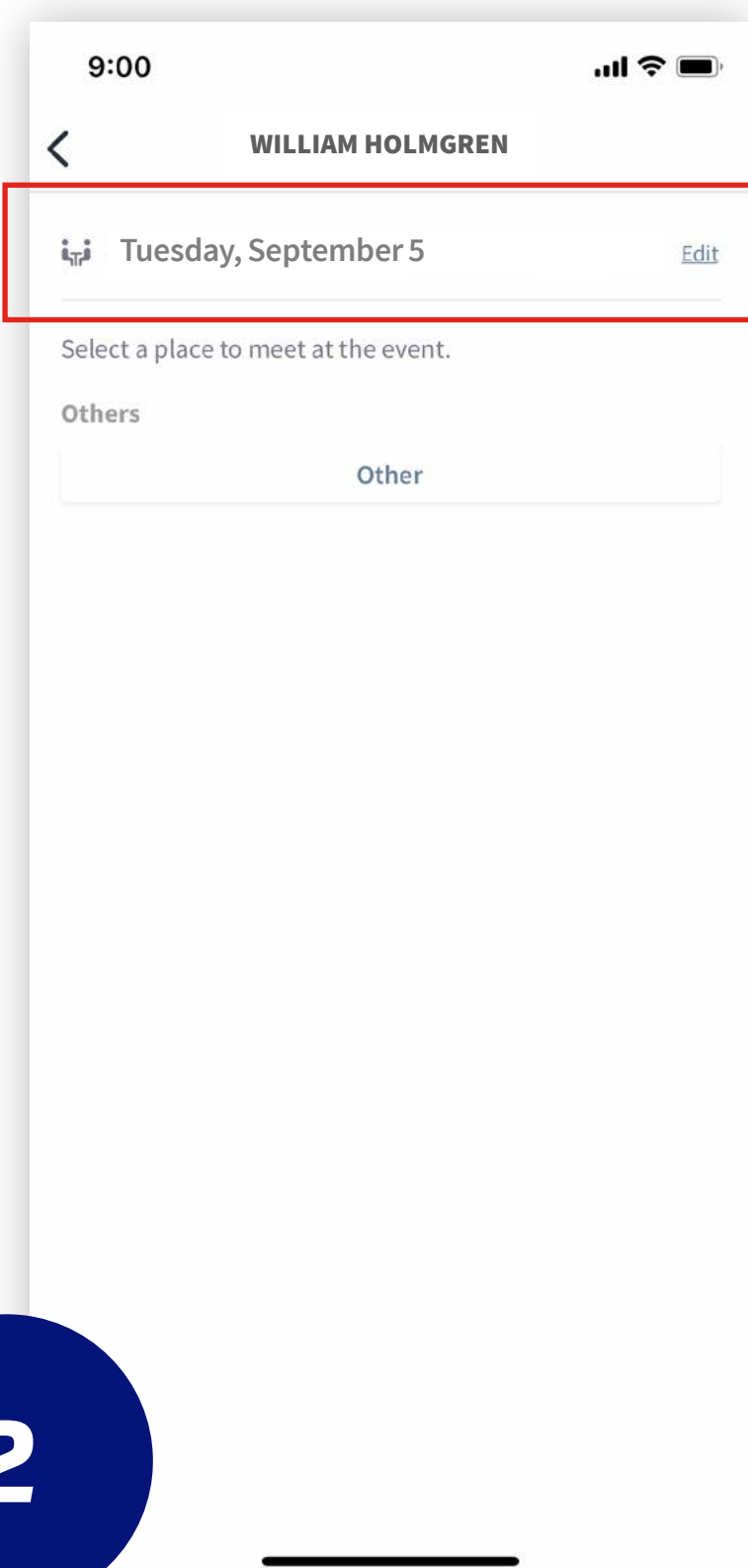
## SEND A MEETING REQUEST



1

### Select a slot

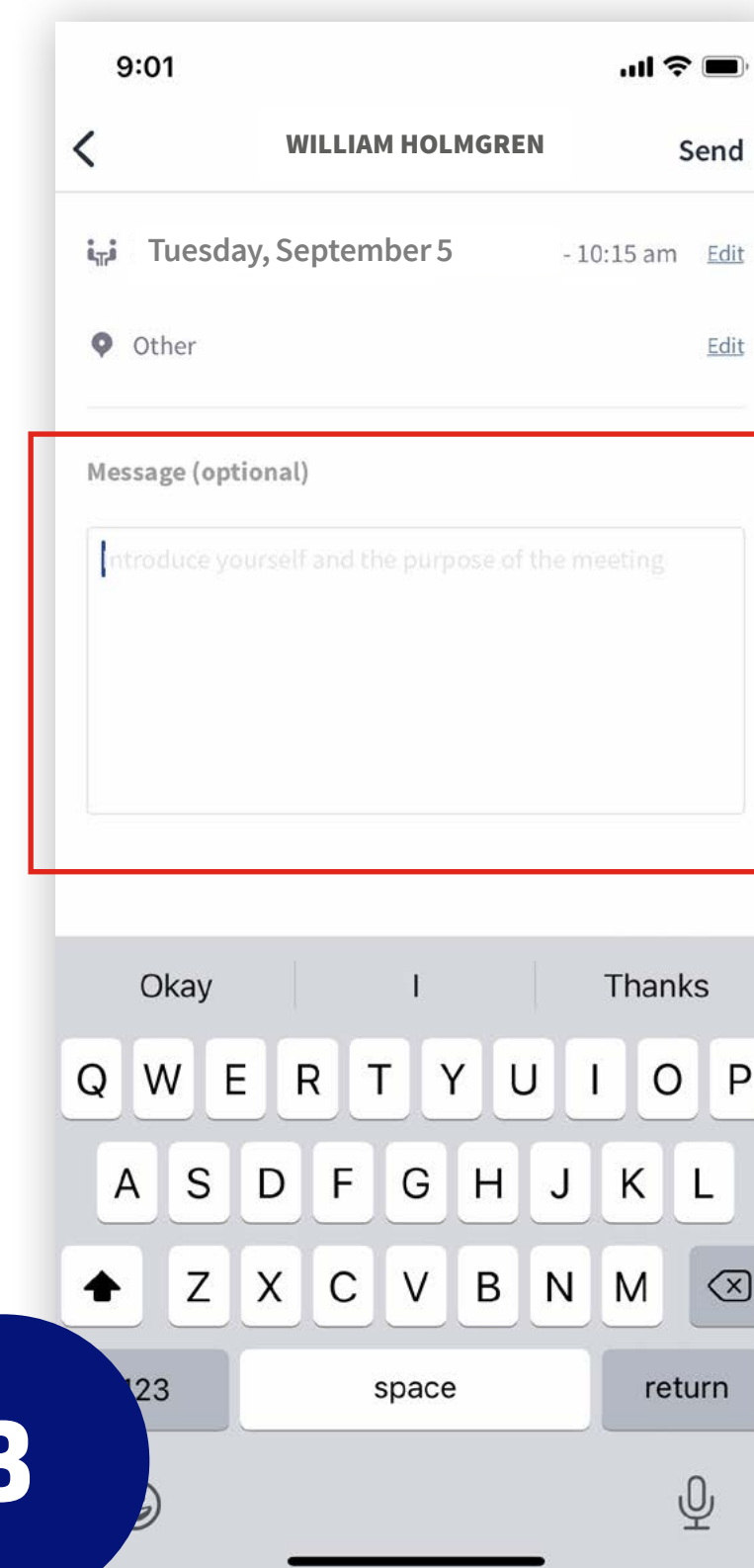
By clicking on a participant, you can view the appointment slots they have available. Select the time slot that you would like to meet with them.



2

### Meeting

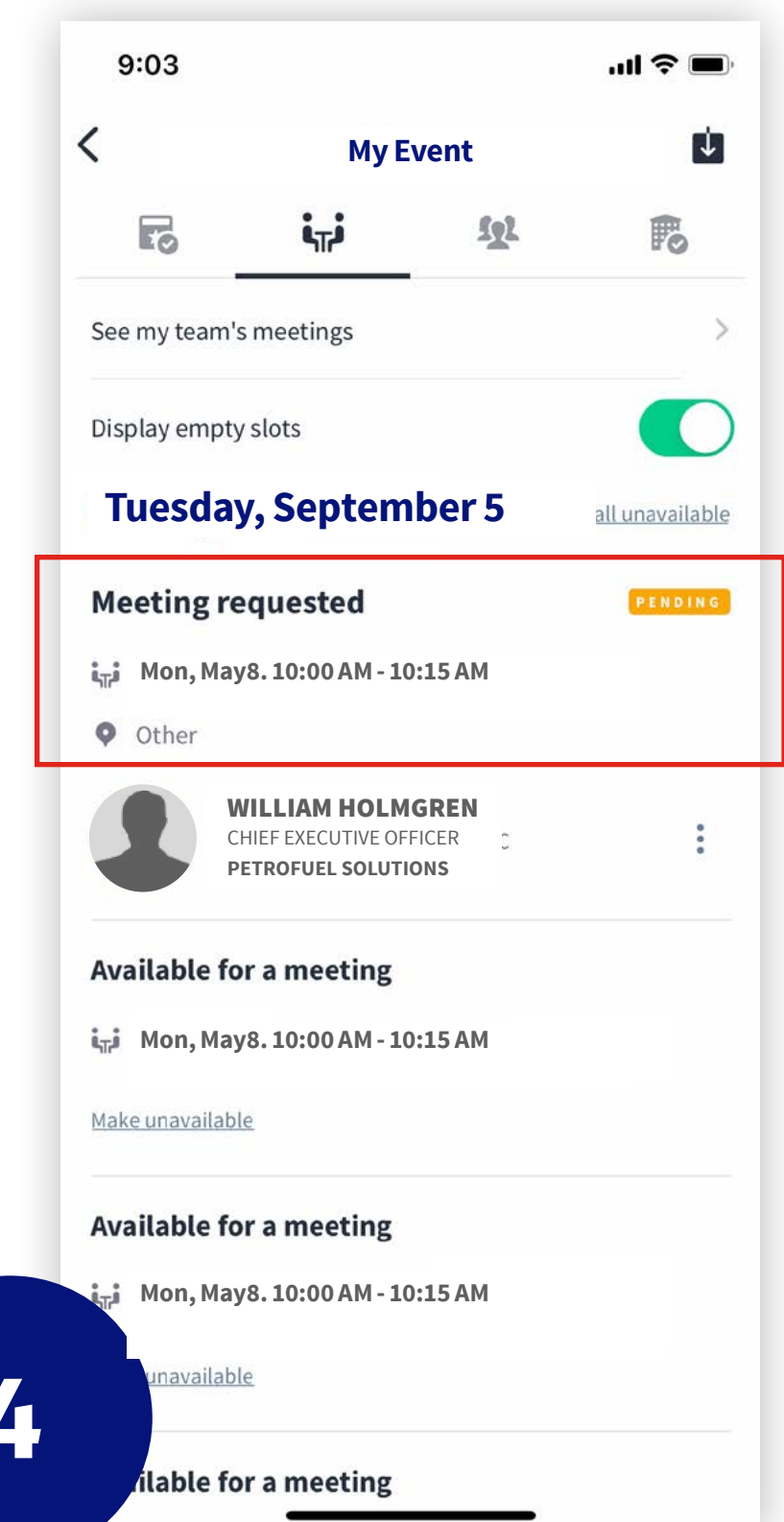
Once you have selected a time slot, the meeting will be set.



3

### Send a message

It is **very important** to send a personalised message to the participant you wish to contact so that the meeting can take place.



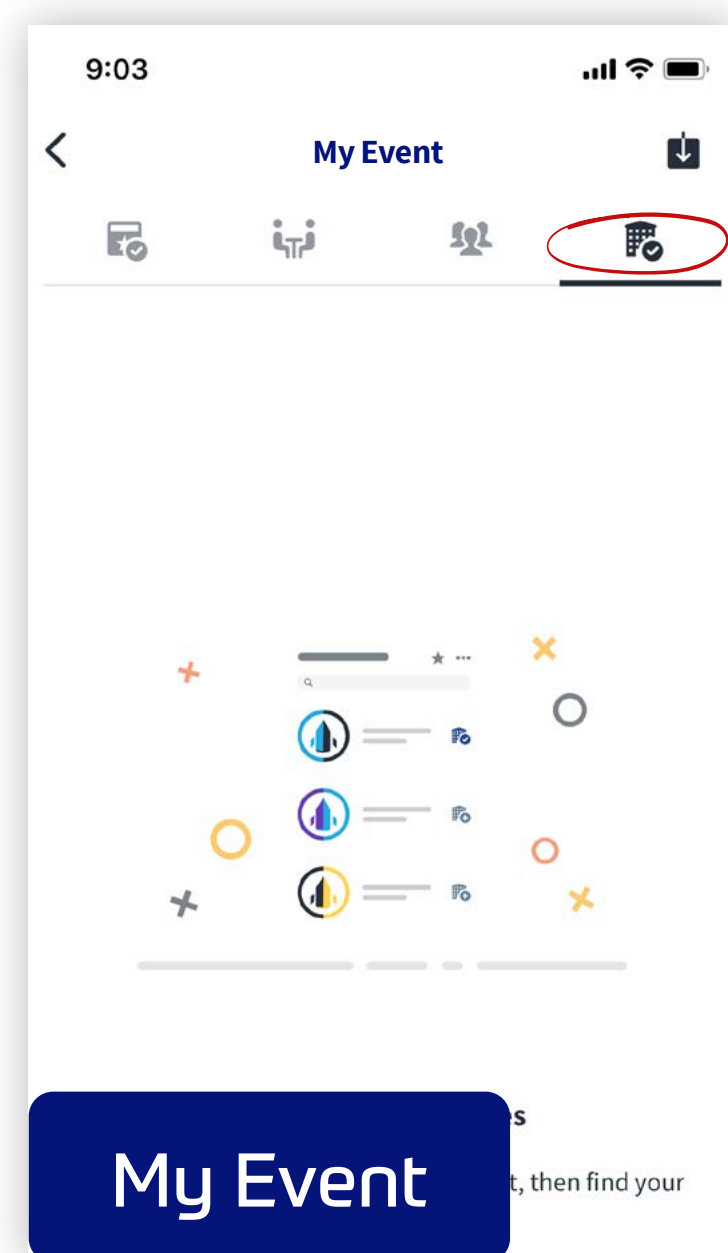
4

### Manage your meetings

In **My Event**, you can view your appointments, cancel them and manage your availability.

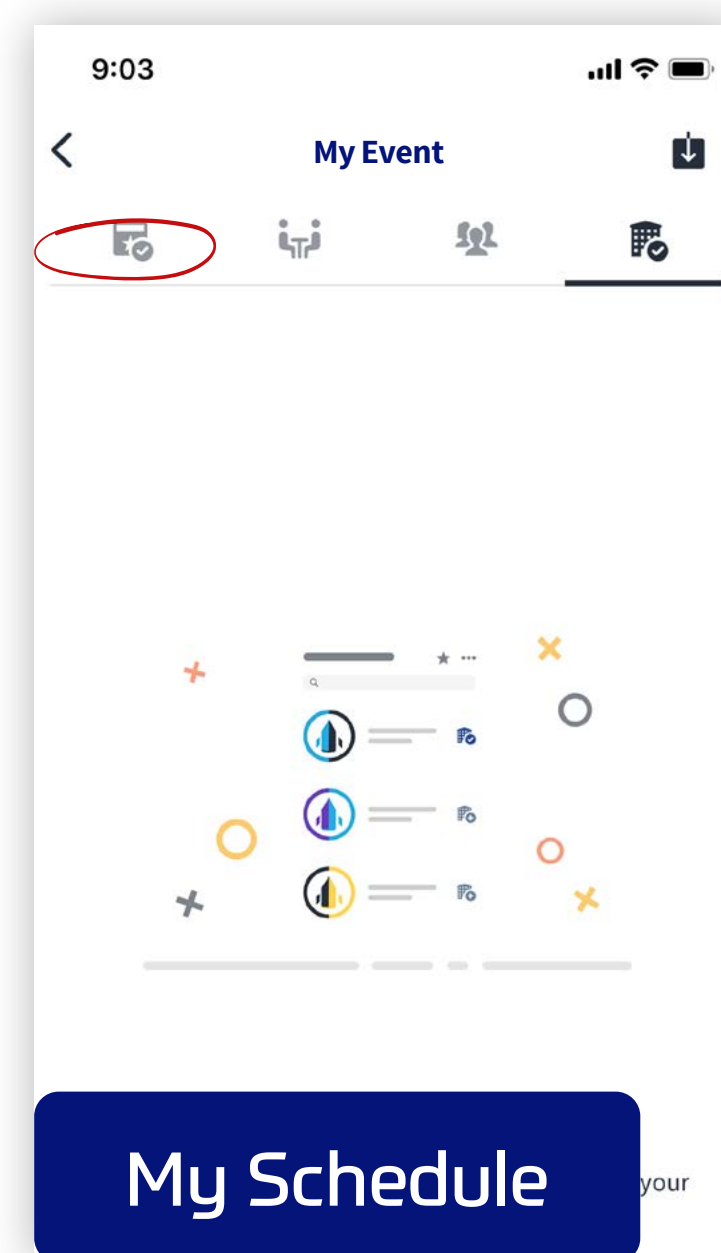
**Be careful! A meeting slot is blocked when a request is made or received, even if it is not validated.**

## MY EVENT

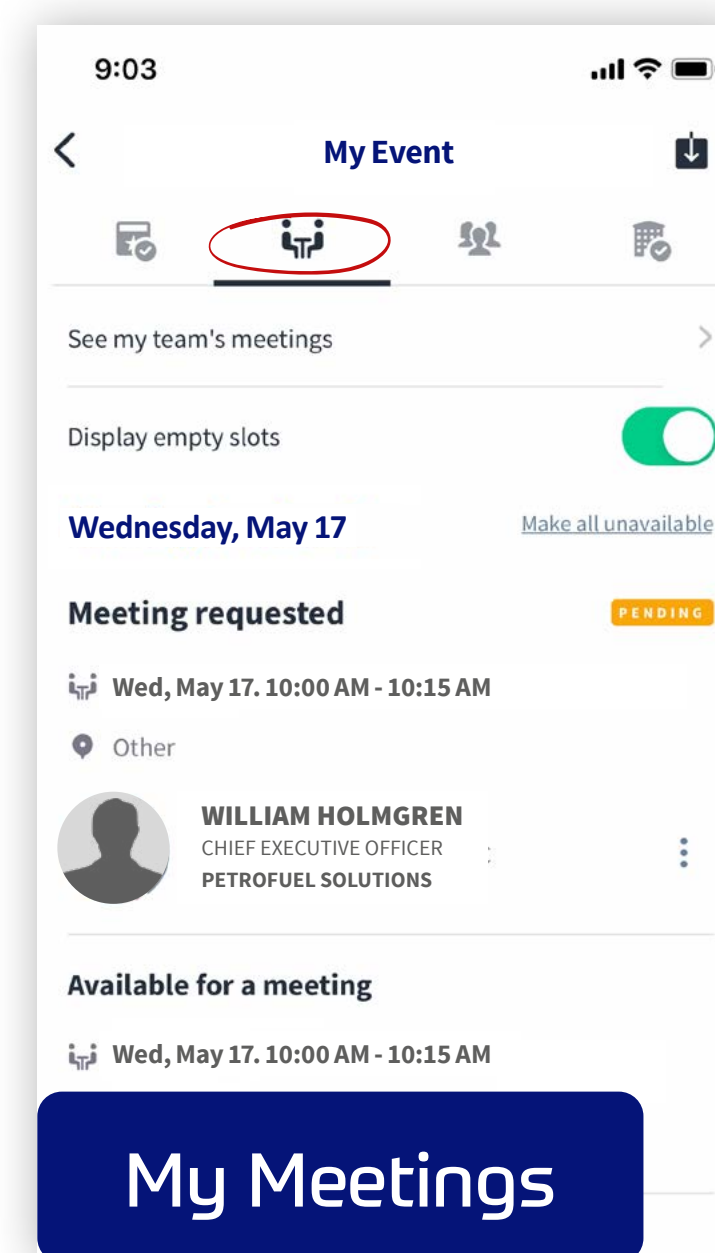


Plan your days at Gastech.

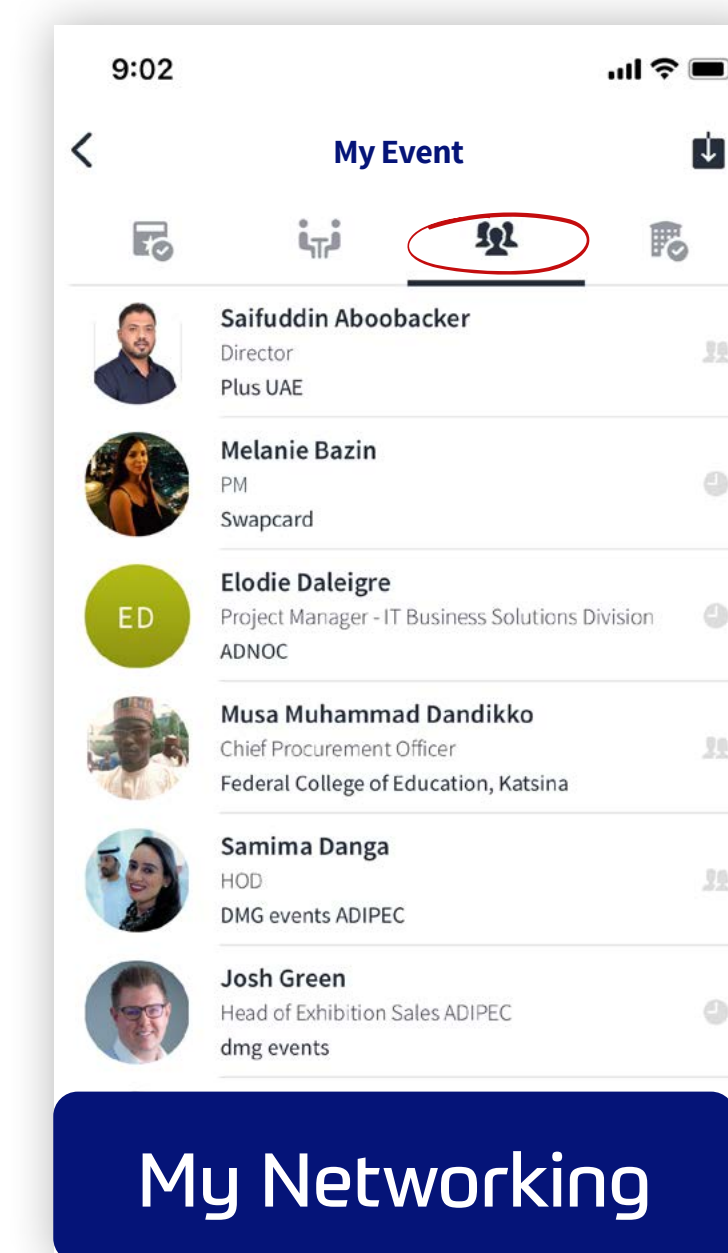
By clicking on “**My Event**” on the top right of the menu bar you can access your personal event agenda and meetings schedule.



Click on “**My Schedule**” button to find your full conference agenda (if you have registered as a delegate) and meetings schedule.




Plan your meetings using the “**My Meetings**” button where you'll find your personal meetings schedule.



Target and contact people you want to meet with during the event, once you have connected with another person you can find them within your network.

You are able to request meetings with individuals at any time once you have connected with them or after they have accepted your request.




You can export your meetings and your personalised agenda directly into your calendar by clicking **EXPORT TO MY CALENDAR**.



Gastech



Hydrogen



ClimateTech

---

EXHIBITION & CONFERENCE  
SINGAPORE EXPO | SINGAPORE | 5-8 SEPTEMBER 2023

---

## SUPPORT - WE ARE HERE TO HELP YOU

For any mobile app related enquiries,  
pre-event, email the support team at  
[app@gastechevent.com](mailto:app@gastechevent.com)